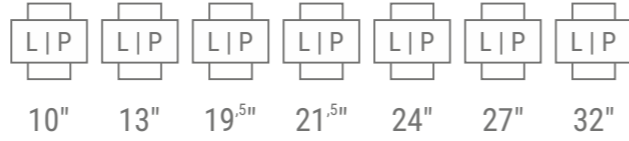



MI SERIES Monitor Enclosure

MI
Indoor




Key Features

- High Quality Finishes
- Easy Access for Maintenance
- Available for Wall Mounts
- Easy Monitor-TV Mounting
- The All-metal Body



TWO KINDS OF DESIGN WITH STRAIGHT AND HORIZONTAL ANGLE

The Cletech M1 monitor Enclosure is built for small screen sizes. As standard it is produced in 10", 13", 19.5", 21.5", 24", 27" and 32 " sizes. It also has flat and angled design as M1A and M1B.



MONITOR		ENCLOSURE			PACKAGE	
Display (inch)	Mountable Max. Monitor Dimension	Dimension (WxHxD)	Weight (kg)	Viewing Area (WxH)	Dimension (WxHxD)	Weight (kg)
10"	160x240x35	280x195x47 mm	1,5	135x217 mm	340x55x255 mm	2
13"	190x320x35	360x225x47 mm	2	165x294 mm	420x55x285 mm	2,5
19,5"	265x460x35	500x300x47 mm	2,4	239x435 mm	560x55x360 mm	2,9
21,5"	290x500x35	540x325x47 mm	2,5	268x476 mm	600x55x385 mm	3
24"	320x550x35	590x353x47 mm	3	296x527 mm	650x55x415 mm	3,5
27"	360x620x40	660x395x70 mm	3,4	336x598 mm	720x55x455 mm	4
32"	415x720x40	760x450x70 mm	3,8	393x698 mm	820x55x510 mm	5

* Multiple product package sizes may differ from the information written above. Please get information when you order.

Main Features

● Included ● Optional ● On Project ● Not Available

